

MICROLOUVRE AS (FE 38)

	MATERIAL	TYPE	PPC
FRAME	ALUMINUM	FE 38	DULUX
SCREEN	BRONZE ALLOY	K700	BLACK / WHITE

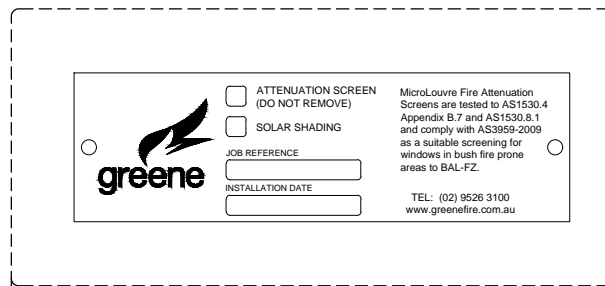


TABLE 1

SUBSTRATE	HOLE SIZE INTO SUBSTRATE	FIXING INTO SUBSTRATE	HOLE SIZE INTO FRAME
CONCRETE	Ø 5.5	PRODUCT CODE: 41045 WURTH FIXING M7.5 x 72	Ø 8
STEEL	N/R	PRODUCT CODE: A1149 WAFER TEK SCREW 10-24 x 30 GR.410 S/S	Ø 5
TIMBER	Ø 5.5	PRODUCT CODE: 41045 WURTH FIXING M7.5 x 72	Ø 8
BRICK	Ø 5.5	PRODUCT CODE: 41045 WURTH FIXING M7.5 x 72	Ø 8
ALUMINUM SHS A1152 (25 x 25 x 2)	FRAME TO SHS: N/R SHS TO SUBSTRATE: DEPENDING ON SUBSTRATE	PRODUCT CODE: A1149 WAFER TEK SCREW 10-24 x 30 GR.410 S/S	Ø 5

- NOTES:**
- DO NOT SCALE FROM THE DRAWING
 - ALL DIMENSIONS ARE IN MILLIMETERS AND LEVELS ARE IN METERS UNLESS NOTED OTHERWISE
 - ALL DIMENSIONS AND LEVELS TO BE VERIFIED AND CONFIRMED ON SITE PRIOR TO COMMENCEMENT OF WORK
 - IT IS IMPERATIVE THAT THE FIRE/SMOKE CURTAINS ARE OPERATED FREE FROM OBSTRUCTION
 - FREE OBSTRUCTION FULL CURTAIN LENGTH REMOVABLE CEILING ACCESS TO BE PROVIDED FOR FIRE/SMOKE CURTAIN COMMISSIONING AND FUTURE MAINTENANCE
 - NO FIXING BY OTHERS TO EITHER HEADBOXING OR FIRE CURTAIN SIDE GUIDES
 - ALL METALWORK SUPPLIED IN GALV. MS UNLESS NOTED OTHERWISE
 - BOXING OVER 2.5 METERS TO HAVE A VISIBLE JOINT
 - SMOKE SEAL IF REQUIRED ARE IN A LIGHT GREY COLOUR WHERE VISIBLE
 - ALL SUB STRUCTURES TO BE SUITABLY FIRE RATED (BY OTHERS)
 - ALL FLOORS/WALLS TO BE PLUMB & TRUE PRIOR TO CURTAIN INSTALLATION
 - ALL DIMENSIONS ARE SUBJECT TO +/- 10MM TOLERANCE

LEGEND:

PRODUCT TYPE

MicroLouvre ATTENUATION SCREEN

DRAWING ISSUED FOR

- PROPOSAL
- COORDINATION
- APPROVAL
- AS FOR CONSTRUCTION
- AS BUILT

REV	DESCRIPTION	DRAWN	DATE



ALL RIGHTS RESERVED. THIS DESIGN MAY NOT BE REPRODUCED IN ANY MATERIAL FORM, INCLUDING ELECTRONICALLY WITHOUT THE WRITTEN PERMISSION OF THE COPYRIGHT NAMES

PROJECT:

PROJECT REF:

CUSTOMER:

DRAWING TITLE:

MICRO LOUVRE AS INSTALLATION FE 38

DRAWN: JC	CHECKED: SR
DATE: 20.12.2018	APPROVED:
SCALE: N.T.S	SR
DRAWING NO: 700-003-MK	REV: 0

1 ELEVATION
Scale N.T.S

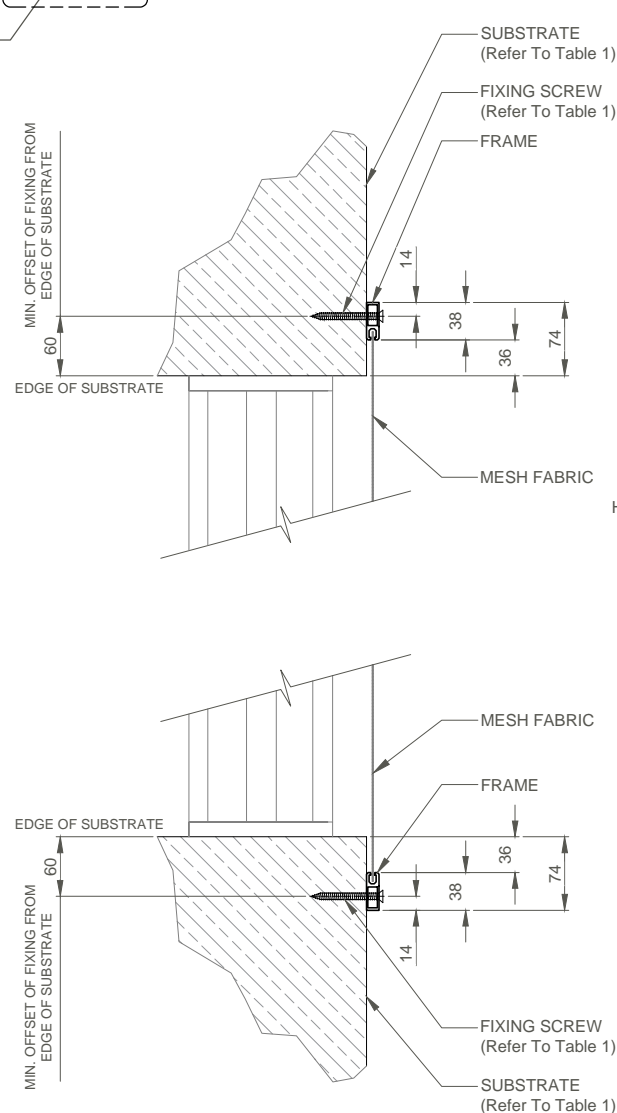
	WIDTH (mm)	HEIGHT (mm)	FIX TYPE		
ML-01			F	R	F/R
ML-02			F	R	F/R
ML-03			F	R	F/R
ML-04			F	R	F/R
ML-05			F	R	F/R
ML-06			F	R	F/R
ML-07			F	R	F/R
ML-08			F	R	F/R
ML-09			F	R	F/R
ML-10			F	R	F/R

LEGEND: F FACE FIX - TOP & BOTTOM (2a)
R REVEAL FIX - TOP & BOTTOM (2b)
F/R FACE FIX - TOP / REVEAL FIX - BOTTOM (2c)

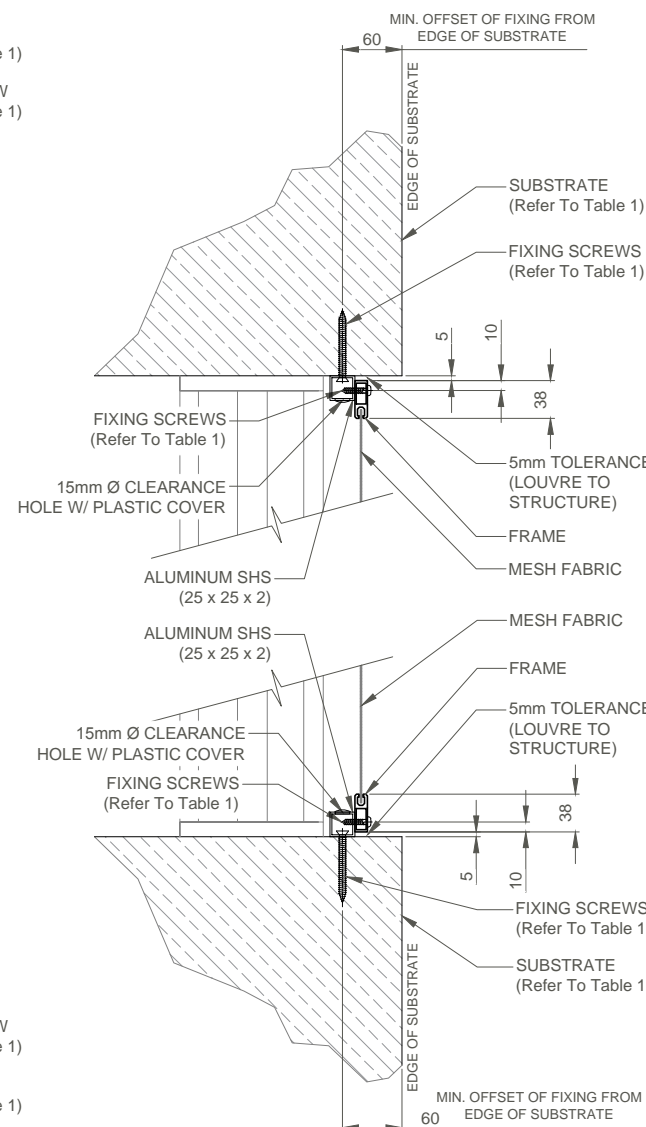
CLIENT APPROVAL

APPROVED BY: []

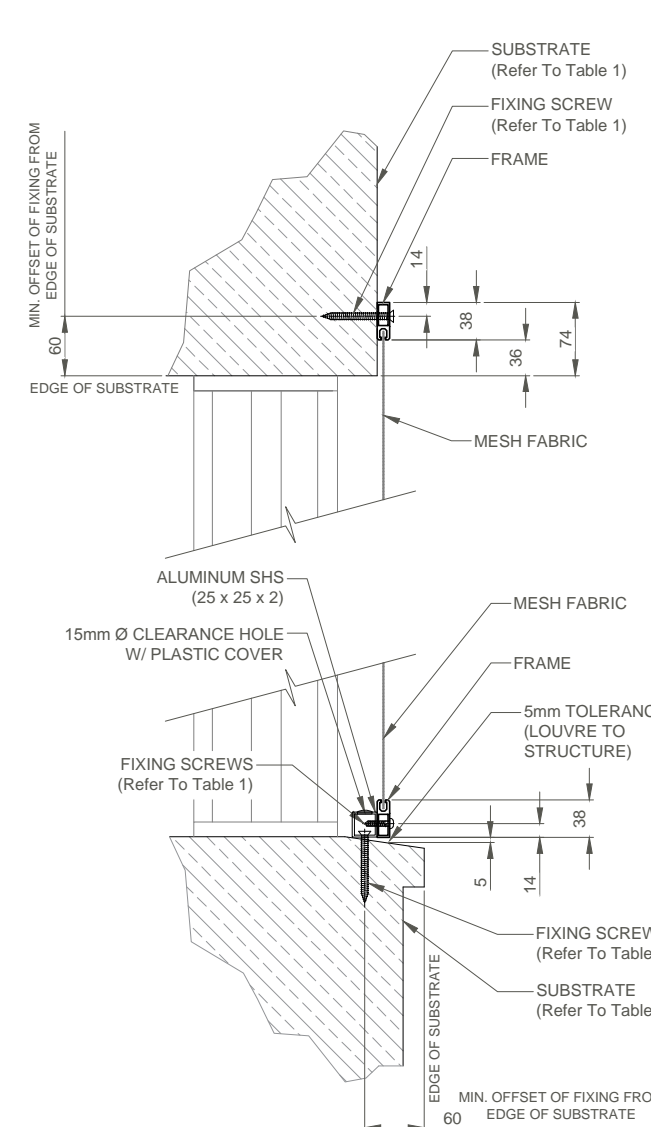
DATE: []



2a DETAIL - FACE FIX
Scale N.T.S



2b DETAIL - REVEAL FIX
Scale N.T.S



2c DETAIL - FACE / REVEAL FIX
Scale N.T.S